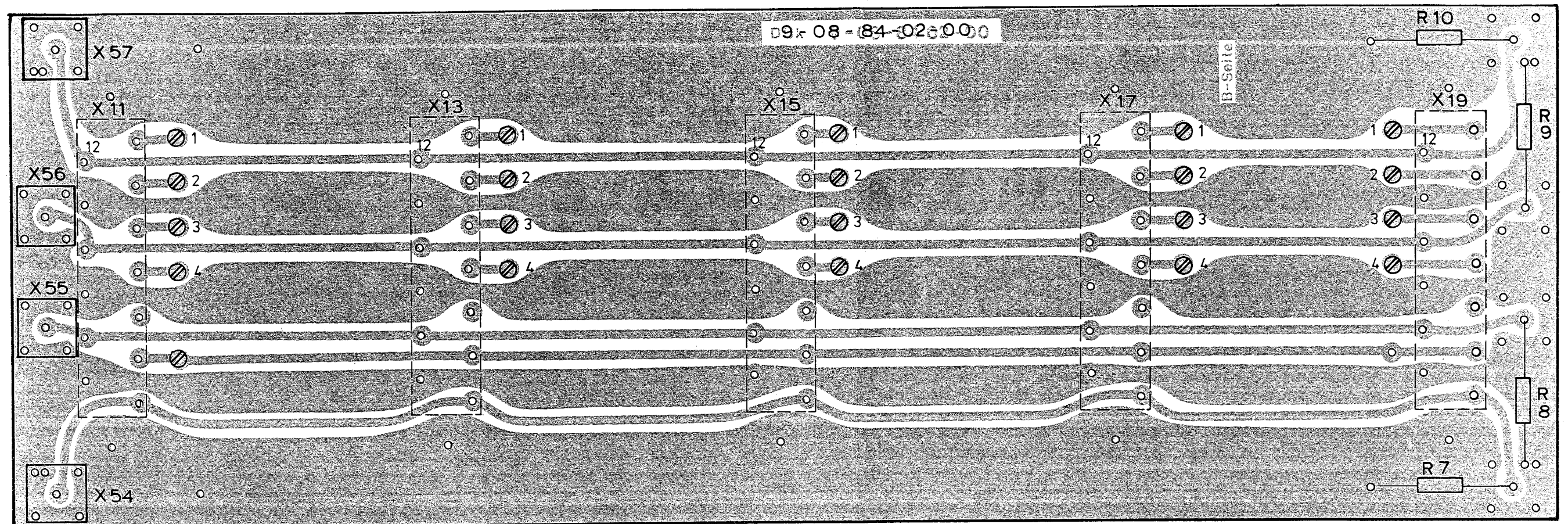


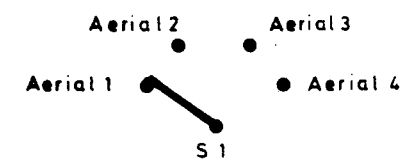
Pos. X1....X53, R3 - R6 siehe Stückliste des Gerätes
 X1....X53, R3 - R6 referring to parts list of assembly

| | | | | | |
|-------|----------|-------|------|--|--|
| | | | | Maßstab 2:1 | |
| | | | | | |
| | | | | Datum | |
| | | | | Name | |
| | | | | Bearb. 19.3.84 | |
| | | | | Gepr. 19.3.84 | |
| | | | | Norm | |
| | | | | Bestückung Buchseneinheit (Links) Component diagram plug-in unit (left) | |
| | | | | 08 - 08 - 84 - 02 - 02 | |
| | | | | Blatt | |
| | | | | Bl. | |
| Zust. | Anderung | Datum | Name | | |

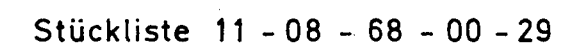


Pos. X11....X 57,R7 - R10 siehe Stückliste des Gerätes
X11....X57,R7 - R10 referring to parts list of assembly

| | | | |
|-------|----------|------------------------|--|
| | | Maßstab 2:1 | |
| | | | |
| | Datum: | Name: | Bestückung Buchseneinheit (Rechts) Component diagram plug-in unit (right) |
| Bearb | 16.3.84 | hiepau | |
| Gepr | 19.3.84 | 22 | |
| Norm | | | |
| | | 08 - 08 - 84 - 02 - 01 | |
| Zust | Anderung | Datum | Name |
| | | Blatt | |
| | | Bl. | |



- 1 = White
2 = Brown
3 = Green
4 = Yellow
5 = Grey
6 = Pink



| | | | | | | | | |
|-------|----------|-------|--------|--------|----------|--|--|-------|
| | | | | | | Maßstab | | |
| | | | | | | <p>Schaltbild</p> <p>Circuit diagram</p> | | |
| | | | | Datum | Name | | | |
| | | | Bearb. | 4.2.82 | H. H. H. | | | |
| | | | Gepr. | | | | | |
| | | | Norm | | | | | |
| | | | | RCU.. | | 08 - 08 - 68 - 00 - 29 | | Blatt |
| | | | | | | | | Bl. |
| Zust. | Änderung | Datum | Name | | | | | |